



CARINE SENIOR HIGH SCHOOL

Seeking Excellence in Education

Principal: Damian Shuttleworth B.Arts, B.Ed. MSL.

Parent and Student Information Book



Year 7 2026

CARINE SENIOR HIGH SCHOOL
Everingham Street, Carine 6020
Web: www.carinehs.wa.edu.au
email: carine.shs@education.wa.edu.au
Telephone: 08 6235 7500
ABN: 73 164 368 927

Table of Contents

1. Year 7 Course Information
2. Music Program
3. Student Code of Conduct
4. Student Attitude, Behaviour and Effort (ABE) at School
5. Daily Schedule
6. Flexischools – Online Ordering System
7. Attendance, Arrival and Departure Information
8. School Map
9. Qkr! Parent System Information
10. Qkr! Getting started
11. External Support Agencies
12. Connect – Guide for Parents

YEAR 7 COURSE INFORMATION 2026

1. A comprehensive Lower School Curriculum Handbook 2026 can be found on the Carine SHS website, pathway: Teaching and Learning/Curriculum/Course Handbooks.
2. Courses in the eight Learning Areas are compulsory for all Year 7 and 8 students:
 - English
 - Mathematics
 - Science
 - Humanities and Social Sciences (HASS)
 - Health **and** Physical Education
 - The Arts: Visual Arts **and** Performing Arts (includes IMSS Music)
 - Technologies: Digital Technology **and** Design Technology
 - Languages: French is compulsory **except** for those students offered a place in the Extra Literacy or Extra Numeracy Programs.
3. Voluntary Contributions will be a maximum of \$235.

Program Placement 2026

To prepare for the Year 7 program placement in 2026, Carine Senior High School use a comprehensive approach to data collection, inclusive of a combination of online assessments and Year 6 academic achievement.

Gifted and Talented Program students have already undertaken extensive testing to gain entry to their program and so are excluded from the requirement to undertake this testing.

Program Placement data is used to:

1. Place students in similar ability Maths classes and offer places in Extra Numeracy, Focus Maths and Core Maths.
2. Offer places in Year 7 Literacy Support Programs: Focus English and Extra Literacy.
3. Offer positions in each of the Academic Extension Maths, Science, English and HASS programs.

For all incoming 2026 Year 7 students, Carine SHS staff will be visiting local intake primary schools, to administer Program Placement testing during Semester Two 2025. All other students will be invited to attend Program Placement testing at Carine SHS.

French Academic Extension program application forms can be found in this package.

CARINE SENIOR HIGH SCHOOL MUSIC PROGRAM 2026

Please consider your child's Music Application carefully. Once selected, it is strongly recommended that ongoing instrumentalists continue the Instrumental and Class Music Program until the end of Year 10 and continue on in Year 11 and 12 if they have the aptitude.

Midyear requests to withdraw from the Instrumental Music Program will not be considered unless in exceptional circumstances.

Instrumental Music is accompanied by two periods of class music per week for the year, the course is called Music in a Digital World. In Semester 1, it is assessed in the Performing Arts context, in Semester 2 the Digital Technologies context. Students will not be able to withdraw from these courses throughout the year.

Instrumental students are required to be in at least ONE ensemble e.g. band, orchestra, choir. These ensembles run before and after school. There is also an occasional commitment from students to perform in school and community events, such as assemblies, orientation day, parent nights, primary schools and festivals.

Every two years, the school endeavours to offer the opportunity to Music Program students to take part in an international tour. Further details regarding this will be provided at the appropriate time prior to any tour, including an audition process.

Students who hire an instrument from the Instrumental Music School Services must have the insurance on the instrument paid before the instrument can be issued (\$120).

Please contact Teacher in Charge - The Arts, Matt Barker at matthew.barker@education.wa.edu.au should you require further information regarding the Music Program at Carine SHS.





CARINE SENIOR HIGH SCHOOL

Seeking Excellence in Education

STUDENT CODE OF CONDUCT

1

Treat all people with respect

2

Follow staff instructions

3

Follow school rules, policies and procedures

4

Pursue excellence in all areas

5

Be responsible

STUDENT ATTITUDE, BEHAVIOUR AND EFFORT AT SCHOOL

In addition to reporting students' achievement in the eight learning areas, teachers at Carine SHS will report on eight attributes relating to the development of attitude, behaviour and effort - factors that influence learning. A student's attitude, behaviour and effort has an important bearing on their own learning as well as the learning of others.

Lower School

1. Works to the best of their ability.
2. Participates fully.
3. Shows courtesy and respect for others.
4. Is well organised.
5. Meets deadlines.
6. Works independently.
7. Behaves appropriately.
8. Makes positive change in response to feedback.
9. Completes assessments on time

Senior School

1. Participates fully.
2. Behaves appropriately.
3. Is well organised.
4. Meets deadlines.
5. Works autonomously.

Each student should strive to achieve a 'Consistent' mark against the eight attitude, behaviour and effort descriptors (ABE) on the Semester Reports.

There is a strong link between student academic grades and student ABE attributes. Each semester, student report reviews will be conducted, identifying which students have performed below expectation academically across a number of subjects and also across the ABE attributes. These students and their parents may be requested to attend a report review meeting with a member of the Student Services Team to ensure performance improves in future reporting cycles.

Students receive ABE House Points for demonstrating good attitude, behaviour and effort at school. These points are tallied for various rewards and recognition, both group and individual, throughout the school year.

DAILY TIMETABLE STRUCTURE 2026

PERIOD TIME	MONDAY	TUESDAY	WEDNESDAY	THURSDAY	FRIDAY
Period 1 9.00 -10.02	62 mins	62 mins	62 mins	62 mins	62 mins
Period 2 10.02 -11.04	62 mins	62 mins	62 mins	62 mins	62 mins
Lunch 1 11.04 – 11.29	25 mins	25 mins	25 mins	25 mins	25 mins
Period 3 11.29 – 12.31	62 mins	62 mins	62 mins	62 mins	62 mins
Period 4 12.31 – 1.33	62 mins	62 mins	62 mins	62 mins	62 mins
Lunch 2 1.33 – 2.03	30 mins	30 mins	30 mins	30 mins	30 mins
Period 5 2.03 – 3.05	62 mins	62 mins	62 mins	62 mins	62 mins
3.05 – 3.45pm			40 mins STAFF FLEXI TIME		

End of School Day 3.05pm



Students can pre-order online or make over-the-counter purchases with their student card!

Order and pay in seconds


- See up-to-date menus and items
- Express collection at the canteen for online orders
- Link your child's student card for over-the-counter purchases
- Students gain freedom while parents maintain control with spending limits.
- Funds can only be spent at campus facilities.
- Safe and efficient.
- Auto top-ups can be set by parents.

Setting up your account

- Register a Flexischools account
- Add a student and select **Carine Senior High School**
- Select Year Level and Class
- Under Settings, enter your Student's **8 digit WA Student Number** allocated to you by SCSA. This number can be located on your school report or school fee bill.



**Carine Senior
High School**



Flexischools is provided by InLoop Pty Ltd (ABN 27 114 508 771) (trading as Flexischools) AFSL 471558. Any information provided is general only and does not take into account your objectives, financial situation or needs. Please read and consider the Combined FSG/PDS and TMD at www.flexischools.com.au/legal before acquiring or using the service.

**Download today and
simplify school life!**



Announcement to Schools

Carine Senior High School is pleased to announce that we are using an online lunch ordering and student card payment system called Flexischools. Australia's #1 school ordering solution, Flexischools, operates in more than 1650 schools across Australia, enabling cashless ordering and payments for schools.

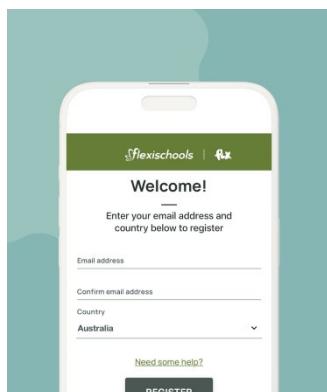
How to set up your Flexischools account

Simply [download the Flexischools App](#) from the Apple or Google stores and follow the prompts to create an account.

You can also signup through the Flexischools website
flexischools.com.au

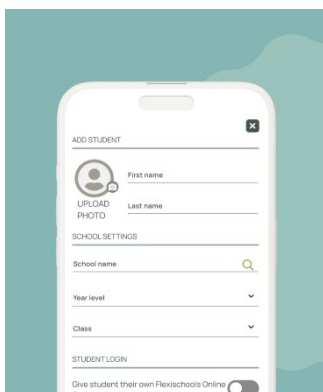


If you already have a Flexischools account you can simply add a new student to your existing account.



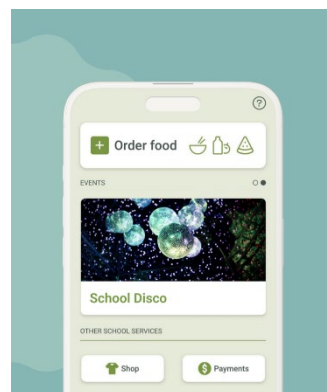
1. Download the app

The Flexischools app is the easiest way to place online lunch orders, buy school uniforms, and receive instant notifications from your school.



2. Register

- Open the Flexischools App and click 'Register'.
- Submit your email address to create an account.
- Go to your inbox and open the registration email from Flexischools. Click on the link and follow the registration process.



3. Log in to your Flexischools account and enter your child's details

- Select the 'Profile' icon on the navigation bar. Under 'Students', click 'Add new'. Enter your child's name, school, year level, and class. Click 'submit'.



4. Adding your student card

You can also link your child's existing SmartRider card to your Flexischools account for over-the-counter purchases. Under Settings, enter your Student's 8 digit WA Student Number allocated to you by SCSA. This number can be located on your school report or school fee bill. This is NOT the Student Number listed on the SmartRider. **NOTE:** Funds must be added to your Flexischools account to make purchases with a SmartRider card.

How to place an online lunch order

- Click the 'Order Food' button at the top of the home page.
- Select which student you would like to place the order for.
- Choose which service, and date you would like to place the order for.
- Make your selections by adding items.
- Click "View Order", then "Checkout & Pay".

Tip: Pay-as-you-go for each order, or top-up your Flexischools Wallet.

Cancelling your order

Orders can be cancelled through the Flexischools app prior to being sent to the canteen each morning.

To cancel your order, click on "Orders" in the Flexischools app and then click on the order you wish to cancel. If the order is still available to cancel, simply click on the cancel button. The full amount of your order will be refunded to your Flexischools Wallet.

If the order is not available to cancel, please contact the canteen directly.

Fee & Charges

A 29c order fee is charged on every canteen order placed through the Flexischools App. This fee is in addition to the cost of the canteen items and is charged at the time of purchase. There is no order fee for payments made over the counter with a student card.

There is an additional surcharge for purchases or account top ups made by credit card, debit card or PayPal, which is clearly detailed when you checkout and pay, however parents can top up their Flexischools wallet by EFT which incurs no bank surcharges. Click on your "Wallet" to commence a top up and select the Bank Transfer option. [Click here to view instructions.](#)

Please visit our [Help & Support](#) section for additional information and tips.

Our Terms & Conditions can be found here: [Legal & Privacy](#)

ATTENDANCE, ARRIVAL AND DEPARTURE PROCEDURES

Pick Up and Drop Off at School

Parents/guardians are not permitted to pick up or drop off students in the staff car park on Everingham Street. Parents/guardians meeting with a staff member or collecting their child early are permitted to park in the limited visitor parking available in the staff car park. Entry gates are locked at certain times during the day so please use the intercom system for entry if this is the case. Osmaston Street also has limited street parking and there is a parking area off Silica Road. Parents/guardians should report directly to Reception to sign in when they arrive at the school.

Students arriving late at school

Students arriving late for school are required to sign in at the Attendance Office with a note from a parent/guardian, or sign in accompanied by a parent/guardian.

When a student arrives late to school without a Reasonable Cause, this is recorded and Year Managers will follow up with appropriate strategies and consequences.

Students departing school early

Students who need to leave school early for appointments or other legitimate reasons should:

- Bring a signed parent/guardian note to Reception before school and complete a student Leave Pass. (New students will be assisted by Reception staff).
- Come to Reception before school if parents/guardians have chosen to send an explanatory email to carine.shs.absentees@education.wa.edu.au rather than a note.
- Or use COMPASS app to enter details

Parents/guardians who wish to collect their child early and whose child is unaware (eg in the case of a family emergency), should call 6235 7500 ahead so arrangements can be made to locate and inform the child.

Parents/guardians are asked not to text their child during school hours. Students with their phones turned on during school hours are in breach of the School Mobile Phone and Electronic Device Policy.

Student absence

Parents/guardians of students who are absent from school due to sickness or other legitimate reason, need to inform the school on or prior to the day of absence via email

carine.shs.absentees@education.wa.edu.au, Connect, via the COMPASS app, or phone 6235 7500.

Students are required to bring a signed explanatory note to the Attendance Office immediately following the absence, if a valid reason has not been supplied in previous communication.

Student vacations during school time

Parents/guardians who wish to remove their child/ren from school to go on vacation must apply for acknowledgement from the Principal by emailing carine.shs@education.wa.edu.au. Vacations during term time are considered unauthorised absences. In all instances, the Lower School and Senior School Assessment Policies will be followed for assessments conducted and due during this time. A *Quick Guide for Students* of these policies is available in the Carine SHS Student Diary.

Log in details for Compass will be emailed to incoming families prior to starting at Carine SHS.

Information on how to utilise COMPASS to input your child's attendance is found below.



Department of
Education

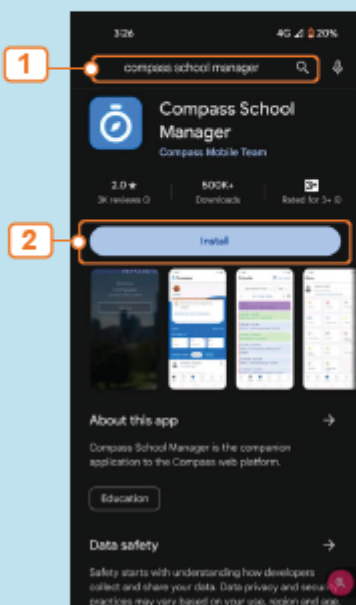
Login to Compass guide

Mobile devices and desktop computer

Search and find the Compass portal for your child's school and login using the username and password sent to you by the school.

Note: If you don't have a Compass login username and password, contact your school.

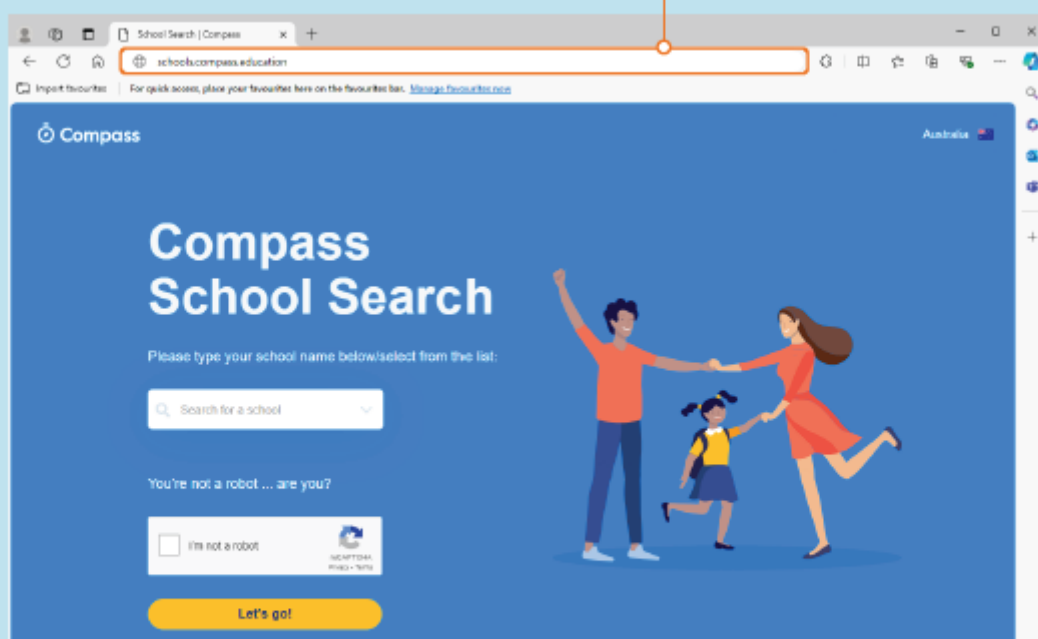
Download the Compass app for your mobile device



The Compass app is available for iOS and Android devices.

1. Search for **Compass School Manager** in the store
2. Download the app to your device.

Open Compass on your computer



1. Open your preferred web browser
2. Type in and search **schools.compass.education** to open the **Compass School Search** page.

CARINE SENIOR HIGH SCHOOL MAP 2026

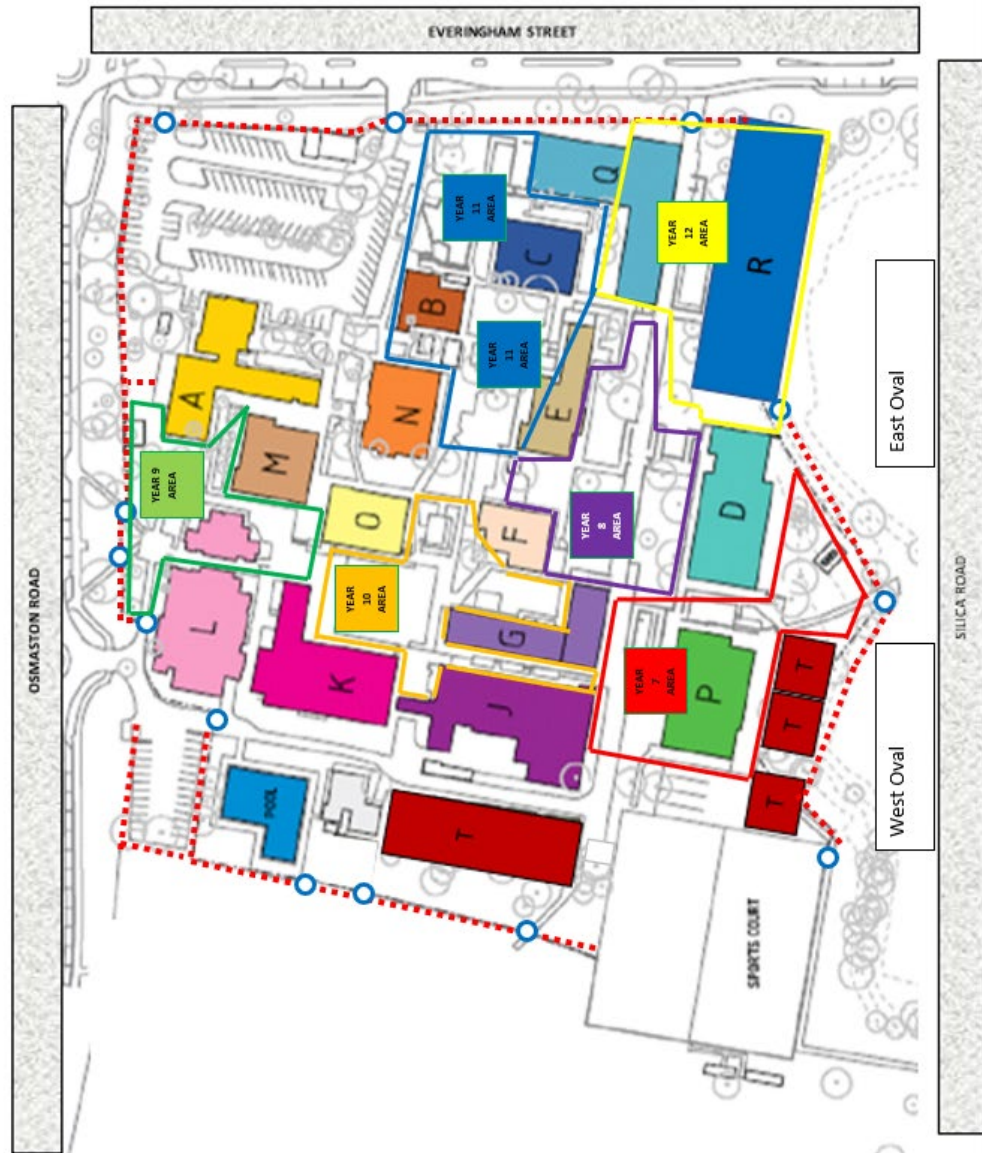


Carine Senior High School

51 Everingham Street, Carine WA 6020


Phone: 6235 7500

Email: carine.shs@education.wa.edu.au



Block	Description
A	Administration
B2	Languages
C	Science
D	Maths
E1	Learning Centre
E2	Maths
F1	Art
F2	Art / T&E
G	Home ECT
J	Design Technology
K	Canteen
L	Performing Arts
M1	T&E Photography
M2	Science
N	Library
O1 & O2	T&E
P	HASS
Q1 & Q2	Science
Q/LT	Lecture Theatre
T	HASS
R	Gym
R2	Health, Phys Ed & Home Ec
R3	English & Science

QKR! PAYMENT APPLICATION



Carine SHS uses the Qkr! payment system for all extracurricular activities associated with the school.

Qkr! (pronounced 'quicker') is an easy-to-use application that can be used on smartphones, iPads, tablets, laptops and desktop computers. Qkr! is a payment application developed by MasterCard and comes with all the security of MasterCard products.

Qkr! assists our school community by:

- saving time by allowing parents/guardians to pay for school activities at any time of day or night, every day of the year
- removing the requirement for parents to complete a medical permission form for every excursion
- reducing the need for students to bring cash to school for excursions and other school payments
- reducing the needs for parents to complete credit card details on payment envelopes
- reducing the time school staff spend on administrative tasks
- reducing paper consumption

Getting started with Qkr! is easy. Please refer to the Qkr! flyer and questions and answers information below for step by step instructions on how to download Qkr! and register your child/ren for excursion payments.

You are required to complete the 'Student Medical/Contact Details Form for Excursions and Events'. The information from this form will be entered into our student information software system and extracted as required for excursion and event purposes.

Qkr! QUESTION AND ANSWER GUIDE

What devices can I use Qkr! on?

- Qkr! can be used on smart phones, iPads and laptop and desktop computers.
- For use on smart devices: follow the instructions in the How to Qkr! Guide to download the Qkr! app
- For use on laptops or desktops visit <https://Qkr!.mastercard.com/store/#!/home> using Google Chrome or Mozilla Firefox and follow the prompts.

What payment cards can be used?

Qkr! accepts MasterCard and Visa credit and debit cards. Payments cannot be paid via Amex.


How do I find the excursions on the App?

First time users of the app will need to find our school. If you are within 4kms of our school, Carine Senior High School will automatically appear in your nearby locations. Alternatively click the blue magnifying glass in the top right hand corner and type in Carine Senior High School, once located, click on Carine Senior High School to show the list of events (excursions) for sale.

I have swiped to pay and received an Error Invalid Card Number message?

This error indicates the credit card details stored when setting up Qkr! are incorrect. Either the expiry date or card number is incorrect or you have entered a payment card that is not accepted (Amex).


I have entered the wrong card number and or need to edit the expiry date.

- Tap the 3 bar icon at top left of screen 
- Select **Settings** and click on **Manage Payment Cards**.
- Delete, add or change your default credit card details.

Qkr! won't accept my Medicare card number when completing the Medical/Permission form?

- The space may look small however the number will fit.
- Enter the whole number without spaces. Remember to include a valid expiry date.


How do I edit my child's profile?

- Click the icon on the top right of screen 
- Click **Manage Children** to display student profiles
- Click on the student to **edit** then tap **Update**
- Click **Add** to create a new student profile then click **Done**


When setting up my payment card details, Qkr! asks for a Card Alias - what does this mean?

Qkr! allows for multiple payment card details to be stored. In order to identify different cards, a Card Alias needs to be entered. This can be the name of the card you are setting up such as Visa, MasterCard, or you could call it Julie's Visa or Darren's MasterCard.

How can I reset my password?

- Tap the 3 bar icon at top left of screen 
- Select **Reset Password** and click **'Yes Please'**
- An email will be sent to the email address used to set up Qkr!
- Follow the prompts to reset your password

Can I use Touch ID on my iPhone?

- To enable Touch ID click in the 3 bar icon at top left of screen. 
- Click **'Sign in with Touch ID'** and enter your password.

My phone is connected to the App Store in China

- Setup a new Australian Apple account with another email address and then download the Qkr! app.

I have selected Australia as my location but the App is not doing anything?

- Turn on the GPS and retry.

Need more help?

- Visit YouTube link <https://www.youtube.com/watch?v=A1wpTiL4fQk>
- Visit Reception and our staff will be happy to assist. Qkr! really is very simple once you are set up and know how to use it.

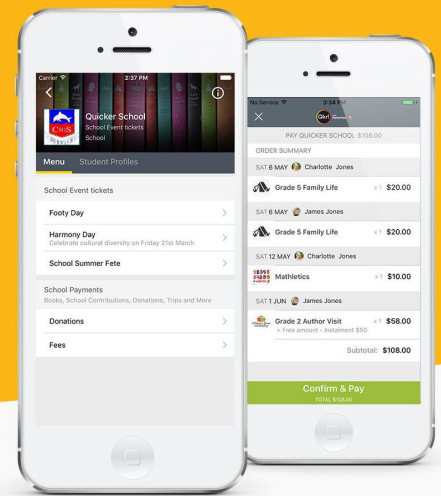


For quicker, hassle-free school payments, try Qkr! today

Introducing Qkr! (pronounced 'quicker') by MasterCard, the secure and easy way to order and pay for school items from your phone at a time and place that suits you.

With Qkr you can:

- Pay for school fees, uniforms, excursions and more;
- See your receipts on the app and get them sent by email if required.



Getting started is easy - try it yourself today

Step 1 Download Qkr!

on your Android phone or iPhone. iPad users can download iPhone app



Step 2 Register

Select your Country of Residence as 'Australia' and follow the steps to register

Step 3 Find our school

Our school will appear in 'Nearby Locations' if you're within 10km's of the school, or search for our school by name.

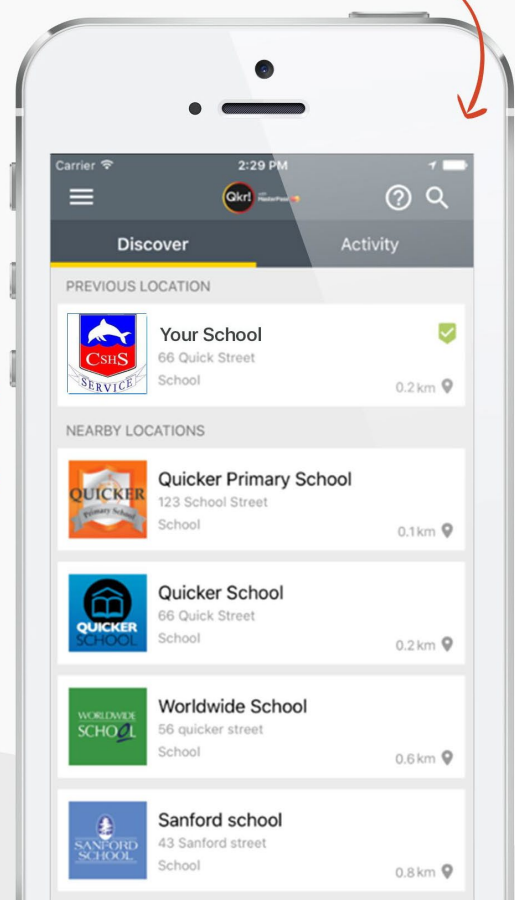
Step 4 Register your children

When first accessing our school you will be prompted to add a student profile for your child. This allows you to make orders and payments for them.

Search for our school name

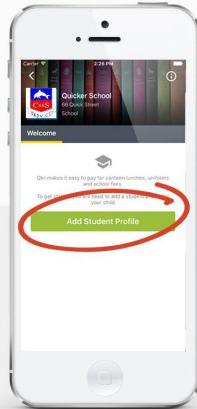
If you have made a purchase you can select our school from 'Previous Location'

If you're within 10 kms of the school, you can select our school from 'Nearby Locations'

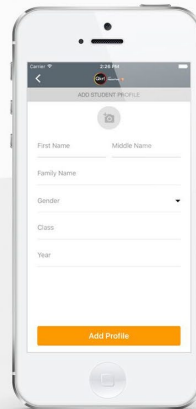


Add your children's details in Student Profiles

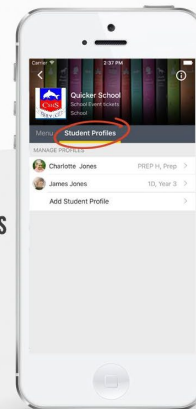
Select
'Add student profile'



Add each
child's details

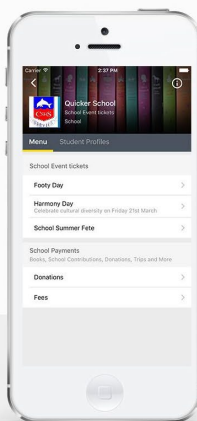


Manage each
child's details in
Student Profiles

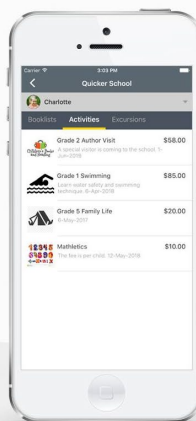


Purchase school items

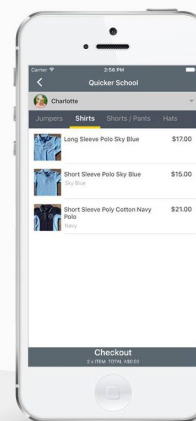
Select a menu
from our school



Select child
you are
ordering for



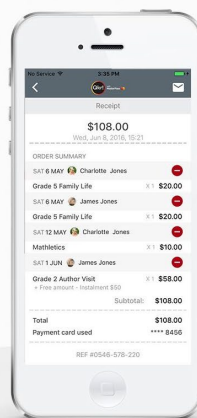
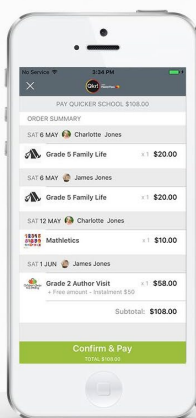
Select your items



Tap 'Checkout'
then confirm and pay

Making payments

Add up to 5 cards to your wallet



At checkout select which card to
pay with.

Pay with any cards accepted by
the school.

Once your payment is approved you
can continue to the home page, or
view your receipt.

External Support Agencies

Agency	Contact	Support provided
Phone and Online Support		
Beyond Blue	1300 22 4636 www.beyondblue.org.au 24hrs/7 days a week. Chat line 1pm – 12am (7 days a week)	Phone and online counselling for those struggling with depression and anxiety.
Mental Health Emergency Response Line	08 6553 0600 / 08 9224 8888 1300 555 788 (Perth metropolitan) 1800 676 822 (18 plus) 1800 048 636 (under 18)	Staffed by mental health professionals. Provides psychiatric emergency assessment and advisory service to assist mental health clients and their carers.
YouthFocus	(08) 6266 4333 www.youthfocus.com.au	Prevention of youth suicide and depression. (age 12 to 25)
Reach out	www.reachout.com.au	For support and advice in a personal crisis for all ages. Phone counselling 24/7
Headspace	www.headspace.org.au	Mental health counselling.
SANE Helpline	1800 18 SANE (7263) Mon to Fri 10am – 10pm	Provides information about symptoms and treatments related to mental illness, where to go for support, help for carers, and how to look after yourself.
Samaritans Crisis Line (Youth)	Youthline: 08 9388 2500 Toll Free: 1800 198 313 W: www.samaritanscrisisline.org.au	Crisis telephone service which offers anonymous, non-judgement support from appropriately trained individuals.
Department of Child Protection	Perth: (08) 6217 6888 Crisis: (08) 9223 1111 1800 622 258 www.dcp.wa.gov.au	Provides a range of child safety and family support services to Western Australian individuals, children and their families.
Family Helpline	(08) 9223 1100 (24 hrs)	Confidential telephone counselling and information service for families with relationship difficulties.
Crisis Care (Family Helpline)	(08) 9223 1111/1800 199 008 (24hrs)	Problems within the family including domestic violence, homelessness, child welfare and general arguments. Counselling, accommodation and food.
Helping Minds	9427 7100 (9.30am to 4.30pm)	Mental health services for families, young people and adults.

Parenting WA Line:	9368 9368 1800 000 599	Telephone information and support service, 24 hours, 7 days a week.
Mercy Care Reconnect	1800 800 046	Outreach support service for 12 to 18 year olds, with a focus on family conflict support.
Face To Face Support		
Women's Health and Family Services	(08) 6330 5400	Support with mental health issues, as well as drug and alcohol abuse.
Youth Focus	(08) 6266 4333 www.youthfocus.com.au	Youth Focus works with young people aged 12 to 25 to help them overcome issues associated with depression, anxiety, self-harm and suicidal thoughts through the provision of free, unlimited and professional face-to-face individual and family counseling.
ADIS Alcohol & Drug Information Service	(08) 9442 5000	Information Service.
PDIS Parent Drug Information Service	(08) 9442 5050	Parent Support Agency.
Specialist Statewide Aboriginal Mental Health Services	(08) 9347 6600	State-wide Aboriginal mental health service providing comprehensive treatment for people with a serious mental illness. Operates with cultural integrity. Available regardless of location.
Community Drug Service Team	(08) 9382 6724	Provide counselling in relation to drug/ alcohol issues.
Emergency		
Western Australian Police	131 444 (General Enquiries and Police Attendance required) 000 (Life Threatening situations)	Enquiries and life-threatening emergency assistance.
Lifeline Australia	13 11 14 www.Lifeline.org.au	24 hour confidential crisis and advice line (later adolescents/adults).
Kids Helpline	1800 55 1800 www.kidshelpline.com.au	24 hour confidential crisis and advice line (tailored towards children and adolescents).



Quick guide for parents (Secondary)

Login to Connect at
connect.det.wa.edu.au

Communicate easily with teachers.

Stay **informed** about school activities and events.

Securely access your child's learning assessments and feedback.

Engage in your child's learning anytime, anywhere **and on any device**.

Connect: Home Page

All information about your children is accessible from the landing page of Connect.

- A Change Password**
Manage your password and notify the school if you change your email address.
- B Classes**
Select your child's name to see all the Connect classes available for that child.
- C School Space**
Find the latest news and information from your school.
- D Send Absentee Note**
Notify the school of the reason for your child's absence and attach a medical certificate if required.
- E Next Event**
Stay up to date with upcoming school and class events and deadlines.
- F Next Submission**
View homework and assignments due in the next week in all your children's classes.
- G Help**
Your link to both quick and detailed Guides to help you to use Connect.

The screenshot displays the Connect Home Page interface. At the top is a navigation bar with links: Classes, My Children, Class Notices, My Connect, and Help. A user profile icon is in the top right corner. The main content area is divided into several sections:

- Send an absentee note from Connect:** A card with a button labeled "Learn more" and an image of hands using a smartphone. (Callout A)
- Classes:** A section with a "View All" link and a list of classes. Two classes are visible: "8 Science BYSC2_5" (Callout B) and "Whole School Spell Off".
- Latest Information:** A section with a "Read" link. It features a notice titled "Term 3 Novel Study" with details about a room, date, and teacher. (Callout C)
- Change Password:** A button in the top right area. (Callout A)
- Terms of Use:** A button with a question mark icon in the top right area. (Callout A)
- My Spaces:** A section listing schools: "Australia Terrace Primary School" (Callout C) and "Swan Valley Secondary College".
- Send Absentee Note:** A button with a document icon. (Callout D)
- Next Event:** A section titled "Character Expose - Exam Preparation" with details on deadline, unit, and due date. (Callout E)
- Next Submission:** A section with a circular icon and text stating "You currently don't have any submissions due." (Callout F)
- Active Classes:** A section showing "36819 Active Classes".
- Online Now:** A section showing "64 Online Now".
- Connect Help:** A section with links to "Quick Guide for Parents - Primary", "Quick Guide for Parents - Secondary", and "Step by Step Guide for Parents". (Callout G)

Connect: Navigation Toolbar



Classes

View all classes for all children.



My Children

View attendance, performance and report data about your children.



Class Notices

View all notices from all your children's classes.



My Connect

Reset your password, change your preferences and manage your notifications using My Connect.



Help

Your link to a range of Videos, FAQs and Guides to help you to use Connect.

The screenshot displays the Connect Navigation Toolbar with a dark header bar containing five icons labeled H, I, J, K, and L. Below the header, the main content area is divided into several sections. On the left, there is a 'Classes' section with a 'View All' link and a list of classes including 'PS Library', 'Room 14', 'Year 6 Students', 'ATPS Coding Club 2019', and 'Year 5/6 Sport'. Below this is a 'Latest Information' section with a 'Read' link, featuring a notice about 'Term 3 Novel Study'. On the right, there is a 'My Spaces' section listing 'Australia Terrace Primary School' and 'Swan Valley Secondary College', a 'Send Absentee Note' button, a 'Next Event' section for 'Character Expose - Exam Preparation', a 'Next Submission' section with a submission icon, and a 'Connect Help' section with links to 'Quick Guide for Parents - Primary', 'Quick Guide for Parents - Secondary', and 'Step by Step Guide for Parents'. The interface also includes a 'Change Password' button, a 'Terms of Use' link, and a 'Send Absentee Note' button.

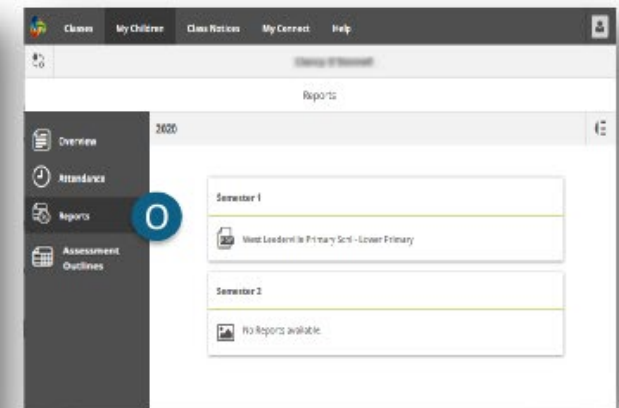
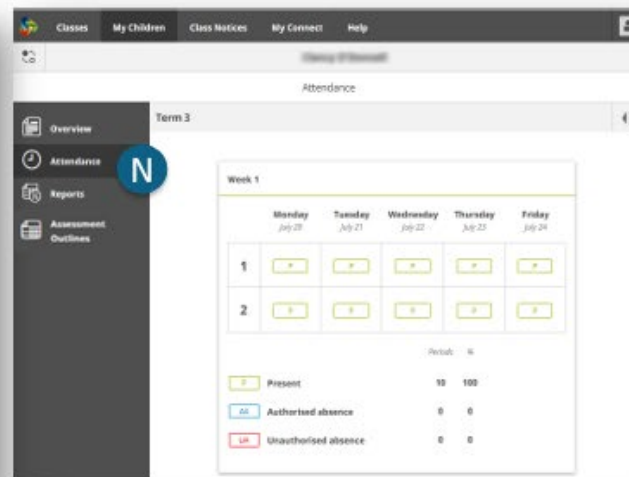
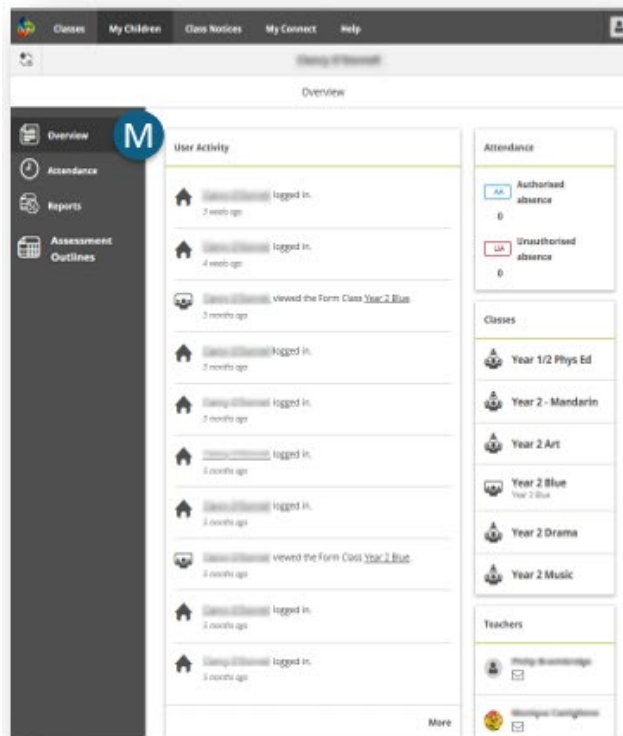
Connect: My Children

In My Children, you can see each child's **classes and teachers** (on the right side of the **Overview** screen). It is important to note that schools determine which information is available and not all sections will be visible to all parents.

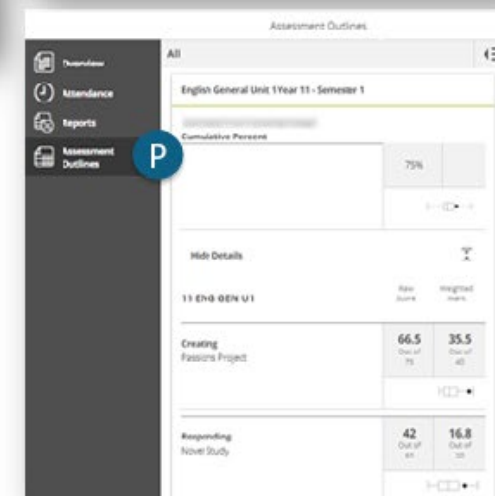
M Overview
View each of your children's Connect Classes to see your child's logins and activities.

N Attendance
Click through each week of the term to see a detailed attendance record.

O Reports
View, download or print your child's **Reports**.







P Assessment Outlines
Click on Assessment Outlines to view task marks and cumulative scores.

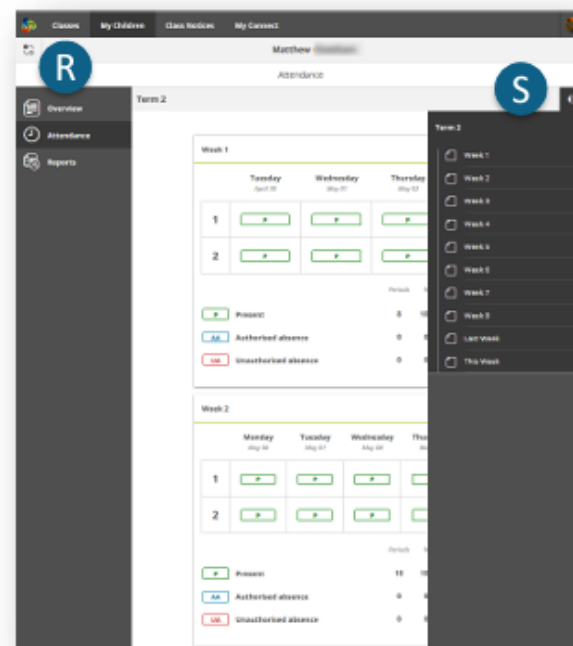
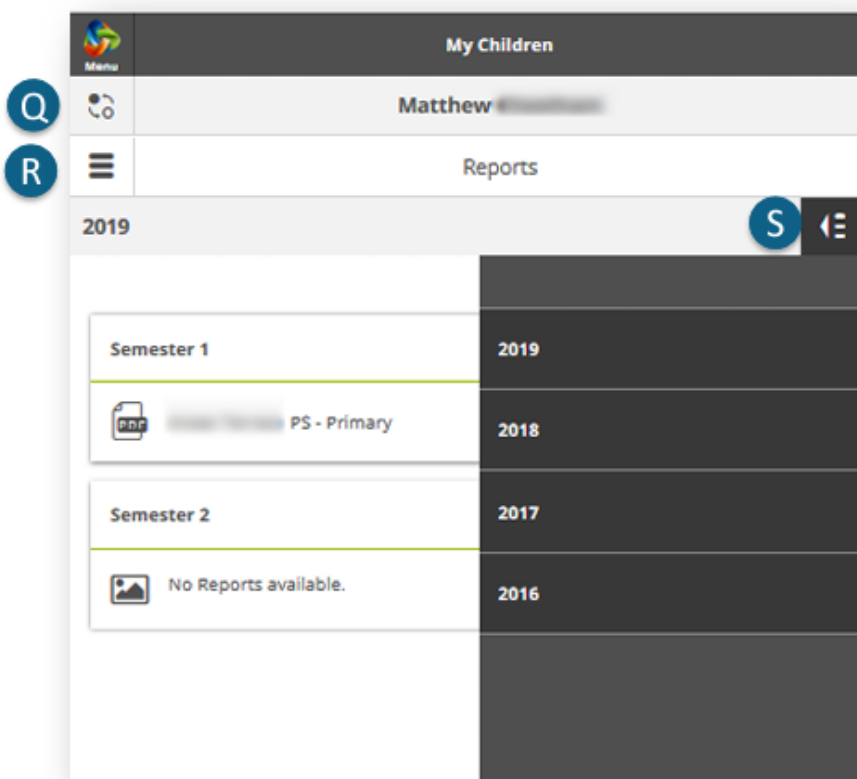


Note: Schools determine whether some of these features are available to parents.

Connect: Responsive Screens and Easy Navigation

Connect is responsive to the screen you are using to view from. Menus will move out of your way to improve your view on a phone or tablet.

- Q Switch Between Children**
See information about each of your children – regardless of school.
Use the 'Quick Switch' button  to change between your children.
- R Expand the menu**
Click on the  icon to expand the menu and easily switch between Overview, Attendance and Reports.
- S View past Attendance and Reports**
Click on the  icon from the Attendance screen to view attendance of previous weeks. From the Reports screen, click on the  and view Reports from previous years.



2026 TERM DATES

TERM 1	Mon 2 February to Thursday 2 April	
Break	Friday 3 April to Sunday 19 April	
TERM 2	Mon 20 April to Friday 3 July	Staff Development Day: Mon 20 April
Break	Sat 4 July to Sun 19 July	
TERM 3	Mon 20 July to Fri 25 September	Staff Development Day: Mon 20 July
Break	Sat 26 September to Sun 11 October	
TERM 4	Mon 12 October to Thurs 17 December	Staff Development Day: TBC

CARINE SHS P&C

The Carine Senior High School P&C welcomes new parent members at any time. Meetings are held 1-2 times per term with dates and times advertised on the school website. The P&C offers parents and citizens an opportunity to hear directly from the Principal and make suggestions for school improvement and projects. There is no expectation to volunteer or fundraise however, support is welcomed for events. To join, please email: cshspandc@gmail.com

PRINCIPAL'S AWARDS

Students are awarded a Principal's Award based on their Semester Report.

Years 7, 8, 9 and 10

CONDITION 1	CONDITION 2	CONDITION 3
Attainment of 'A' grade in six or more courses	No grade lower than 'C' in all other courses	Attitude, Behaviour and Effort is either 'Consistently' or 'Often'

Years 11 and 12

CONDITION 1	CONDITION 2
Attainment of 'A' grade in four or more courses	Attitude, Behaviour and Effort is either 'Consistently' or 'Often'.

HOUSE SYSTEM

Carine SHS has four Houses:

Emerald	Green
Silica	Blue
Topaz	Yellow
Zircon	Red

Why these names? These names represent precious minerals that hold not only scientific and cultural importance but are also streets in our local area.

Students are encouraged to dress in their House colours for House activities including the annual athletics and swimming carnivals. Student participation in any carnival event earns House points and goes towards the Overall House Champion Awards.