



Announcement to Schools

Carine Senior High School is pleased to announce that we are using an online lunch ordering and student card payment system called Flexischools. Australia's #1 school ordering solution, Flexischools, operates in more than 1650 schools across Australia, enabling cashless ordering and payments for schools.

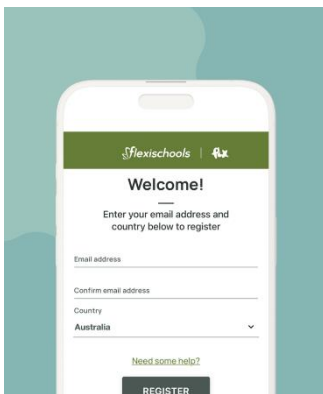
How to set up your Flexischools account

Simply [download the Flexischools App](#) from the Apple or Google stores and follow the prompts to create an account.

You can also sign up through the Flexischools website flexischools.com.au

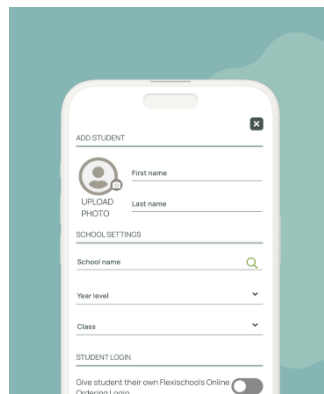


If you already have a Flexischools account you can simply add a new student to your existing account.



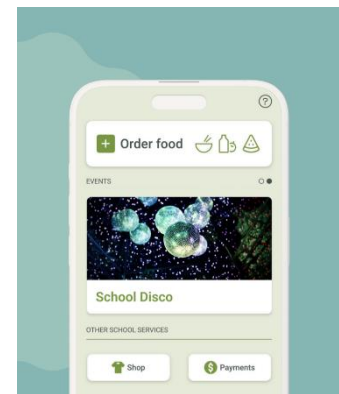
1. Download the app

The Flexischools app is the easiest way to place online lunch orders, buy school uniforms, and receive instant notifications from your school.



2. Register

- Open the Flexischools App and click 'Register'.
- Submit your email address to create an account.
- Go to your inbox and open the registration email from Flexischools. Click on the link and follow the registration process.



3. Log in to your Flexischools account and enter your child's details

- Select the 'Profile' icon on the navigation bar. Under 'Students', click 'Add new'. Enter your child's name, school, year level, and class. Click 'submit'.



4. Adding your student card

You can also link your child's existing SmartRider card to your Flexischools account for over-the-counter purchases. Under Settings, enter your Student's 8 digit WA Student Number allocated to you by SCSA. This number can be located on your school report or school fee bill. This is NOT the Student Number listed on the SmartRider. **NOTE:** Funds must be added to your Flexischools account to make purchases with a SmartRider card.

How to place an online lunch order

- Click the 'Order Food' button at the top of the home page.
- Select which student you would like to place the order for.
- Choose which service, and date you would like to place the order for.
- Make your selections by adding items.
- Click "View Order", then "Checkout & Pay".

Tip: Pay-as-you-go for each order, or top-up your Flexischools Wallet.

Cancelling your order

Orders can be cancelled through the Flexischools app prior to being sent to the canteen each morning.

To cancel your order, click on "Orders" in the Flexischools app and then click on the order you wish to cancel. If the order is still available to cancel, simply click on the cancel button. The full amount of your order will be refunded to your Flexischools Wallet.

If the order is not available to cancel, please contact the canteen directly.

Fee & Charges

A 29c order fee is charged on every canteen order placed through the Flexischools App. This fee is in addition to the cost of the canteen items and is charged at the time of purchase. There is no order fee for payments made over the counter with a student card.

There is an additional surcharge for purchases or account top ups made by credit card, debit card or PayPal, which is clearly detailed when you checkout and pay, however parents can top up their Flexischools wallet by EFT which incurs no bank surcharges. Click on your "Wallet" to commence a top up and select the Bank Transfer option. Click here to [view instructions](#).

Please visit our [Help & Support](#) section for additional information and tips.

Our Terms & Conditions can be found here: [Legal & Privacy](#)