



CARINE

SENIOR HIGH SCHOOL

Seeking Excellence in Education



Annual Report 2015



2015 Highlights

100% Year 12 Graduation meaning that all Year 12 students attained the Western Australian Certificate of Education (WACE)

94% attainment. This is a significant increase from 69% in 2014.

Recognised as a Top 50 ATAR school with a median ATAR of 80.00. This is better than overall state median of 76.00.

Letter of congratulations from the Department of Education Director General Sharyn O'Neill regarding the 2015 Year 12 results.

Recognition as a high performing school in Stage 3 Visual Arts and Stage 2 Mathematics based on the percentage of students who achieved a WACE Course score of 75 or more.

Congratulations from the Department of Education Auditor General and selection as an exemplary case study for our school's improved processes related to attendance.

Corporate Services Manager, Bev Daly named finalist in the WASSRA/ DoE awards for Outstanding Administrative Support Officer.



**2015 HAS PROVED TO BE
AN OUTSTANDING YEAR
FOR CARINE SENIOR HIGH
SCHOOL WITH MUCH TO
CELEBRATE.**

Message From The Principal

Our first year as an Independent Public School has proved to be an outstanding year for Carine Senior High School. We have demonstrated significant improvement in student performance particularly the results of our Year 12 graduates. This improvement trajectory began with our school structure re-profile of 2014 and subsequent strategies undertaken during 2015 with an improvement agenda focused wholly on improving student performance.

In one year our school attainment rate has risen from 69% to 94% and in 2015 we ranked in the top 50 ATAR schools and 10th Public School across the state. Proudly and for the first time in our school history Carine achieved a medium ATAR of 80. These excellent results and the many more documented in this Annual Report were celebrated with a visit from Director General Sharyn O'Neill early in Term 1 2016 where the Director General acknowledged the outstanding improvements taking place at our school. This acknowledgement was formalised with the production of a certificate from the Director General to be displayed in the school's front office and found on the final page of this report.

In addition to a very clear focus on student performance, improving the school grounds of our 43 year old school was a priority during 2015. Improvements around the school are discussed on page 6 of this document.

Carine is well along its journey of self-improvement. This Annual Report interrogates our school data offering to our school community a transparent and honest reflection on not only what is working well, but perhaps even more importantly what still requires improvement with a description of how improvement is planned for.

Regards,

Damian Shuttleworth

Principal

Progress On Identified Priorities

As was stated in the 2014 Annual School Report a new School Plan was developed in 2014 along with the establishment of a new set of school priorities.

Our School Priorities:

- 1. To encourage all to embrace rigorous academic learning and reject mediocrity.**
- 2. Raised expectations and standards for all.**
- 3. Working environment conducive to learning for all, including grounds maintenance and IT provision and support.**
- 4. Improved and explicit communication.**
- 5. Professional development for staff focused on teaching and learning.**

2014 was a year of strategic planning through the establishment of a new leadership executive, the re-profiling of the school structure, a major review of many school based operational policies and a renewed emphasis on evidence based decision making.

2015 has shaped up to be an outstanding year for Carine Senior High School where the strategic directions of 2014 have rendered tangible results.

The school is very proud to share our progress on our identified school priorities.



1. To encourage all to embrace rigorous academic learning and reject mediocrity:

The school structure was reviewed and two full time permanent positions were created to support the focus on this priority. These positions are:

- Academic Performance Manager Lower School
- Academic Performance Manager Senior School

Improved Performance In 2015 Includes:

- Increased attainment rate from 69% to 94% in one academic year.
- Featured as top 50 ATAR school with medium ATAR of 80 for the first time in our school's history. Ranked 10th Department of Education ATAR School in 2015.
- Significant improvement in tricile performance in 2015 compared to previous 4 years. (26% in the bottom tricile compared to 39%; 31% in the top tricile compared to 25%).
- Unit of Competency (UoC) completion rate of 52% compared to an average of 23.75% over past 4 years.
- Increase in regular attendance from 69% in 2014 to 74% in 2015.
- Decrease in moderated difference of English ATAR from -8.62 in 2014 to -2.38 in 2015.
- Recognition as a high performing school in the Stage 3 Visual Arts course and the Stage 2 Mathematics course based on the percentage of students who achieved a WACE course score of 75 or more for each of these courses.
- Performance of more than a standard deviation above expected in Drama and Visual Arts courses.
- Head boy Asher Rasmussen achieving a Certificate of Distinction for Mathematics and an overall ATAR of 99.8.
- The school being recognised for significant improvement by the Director General Sharyn O'Neill during a school visit early 2016.
- The school receiving official certification for Year 12 Achievements 2015 from the Director General Sharyn O'Neill. A copy of this certificate is on the final page of this report.

2. Raised expectations and standards for all.

The following occurred during 2015:

- Major review of processes associated with managing student behaviour with an emphasis on consistent, ethical and appropriate application of practices across all staff.
- Consistent application of all school policies by all staff.
- Introduction of an annual review of school reports based on each student's attitude, behaviour and effort in each of their subjects.
- Introduction of a new, modern school uniform.
- Explicit expectations and standards articulated and reinforced with students and staff.

Improved Performance In 2015 Includes:

- Reduction in total number of days of suspension by 28% when comparing Semester 2, 2014 with Semester 2 2015.
- Increase in overall attendance from 90.7% Semester 1 2014 to 92.4% Semester 1 2015.
- Increase in regular attendance from 69% Semester 1 2014 to 74% Semester 1 2015.

Progress On Identified Priorities

3. Working environment conducive to learning for all, including grounds maintenance and IT provision and support.

In 2015 an official budget was established for the Grounds and Buildings Committee to allocate funds to the improvement of grounds and IT provision. Money expended on the following during 2015:

- New carpet replacing all remaining original carpet from 43 years ago.
- LED monument sign installation.
- Fixed shade installation in Year 7, 8, 9 and 11 areas.
- Front office upgrade.

Further improvements to the grounds and buildings planned for 2016 include:

- High quality shade structures at pool.
- Grand stand seating to pool area.
- Aluminium seats and table for all new shade areas.
- Door entry statements at front office, year centre and library.
- Library furniture refurbishment.
- Perimeter school fence with high quality brick rendered entry and exit statements.
- Seven new state of the art transportable classrooms and removal of six old blue demountable classrooms.
- Additional fulltime gardener/handy-person appointment to undertake much needed maintenance projects.

In relation to IT provision the school in 2015:

- Appointed an additional full time IT network administrator resulting in two highly qualified network administrators being employed at Carine SHS.
- Equipped majority of classrooms with interactive technology. In 2016 it is expected that all classrooms will be equipped with interactive technology.

The school experienced a number of network issues during 2015 which impacted negatively on classroom delivery. This is not acceptable and is a result of a combination of factors including the following:

- a) A very small bandwidth allocation of 10 megabytes.
- b) An ageing fleet of computers (more than 70% are four or more years old).
- c) Lack of an effective IT committee to ensure strategic planning in IT provision.
- d) Increased student numbers due to departure of 2014 half cohort and new Year 7 population.
- e) Introduction of Connect as a major tool for parent communication. This increased our bandwidth requirements significantly.

In order to alleviate network issues experienced in 2015, the following is planned for 2016:

- a) Permanently appoint the two Network Administrators.
- b) Establish a strategic functional IT Committee.
- c) Apply to increase bandwidth allocation from 10 megabytes to 100 megabytes.
- d) Plan to replace out-dated computer stock with the expectation that 100% of stock will be less than 4 years old by the beginning of Semester 2 2017.

4. Improved and explicit communication.

The following occurred during 2015:

- Permanent appointment of a Marketing and Communications manager.
- Implementation of the Connect communication platform across school community. Carine was recognised as being in the top 4 school users within the department.
- Complete review of the quality of information available on the school website.
- Reviewed and improved communication practices from staff with students and parents.
- Development and implementation of a consistent communication policy.
- In 2016 Carine will launch a brand new innovative website.
- Further investigation of software technologies to improve and refine parent communication.

5. Professional development for staff focused on teaching and learning.

The following occurred during 2015:

- Comprehensive review of performance development processes focused on teachers interrogating teaching practice in accordance with school and department policy.
- Staff expertise utilised to support learning and growth in quality of teaching practice.
- Focused professional learning on changes to WACE and senior schooling.
- Extensive professional learning undertaken regarding assessment and reporting.
- In 2016 a teacher observation program will be implemented across every learning area.

Future Directions

2015 has proven to be a very successful year where most of our priorities have been well developed. As we progress in our current three year cycle from 2015 - 2017 as an Independent Public School, our 2016 priorities are:

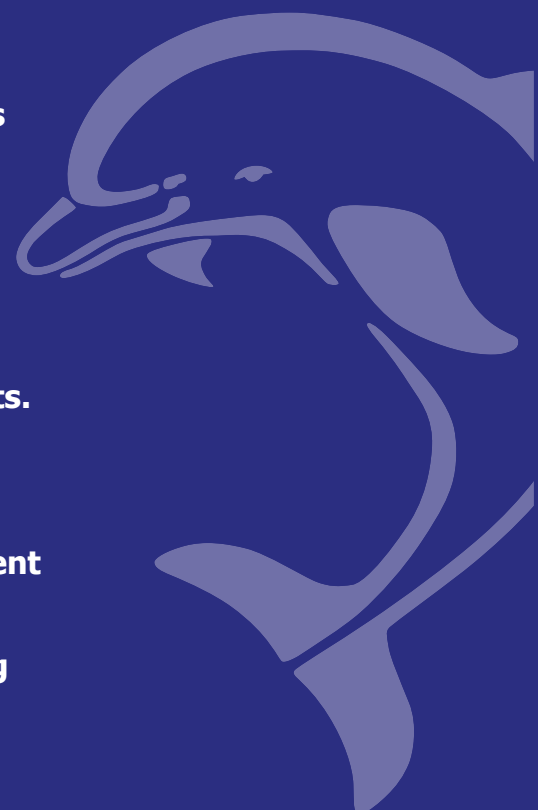
To improve IT provision to best assist our students and teachers in their learning programs.

To consolidate the focus on improvements in Senior School performance, moderation and teacher judgements.

To increase parent involvement in their children's education.

To build on improved school culture with regard to student manners and respect.

To continue to provide and develop professional learning for all staff to develop a culture of seeking, accepting and giving feedback linked to job satisfaction and job effectiveness.



Senior School Results

Year 12 Participation

In 2015 the percentage of VET students almost doubled. Additionally the percentage of students completing a Certificate II or higher more than doubled.

The table to the right illustrates the variety of certificates undertaken by students at the school and through external training providers.

Year 12 Attainment (ATAR > 55 and/or Certificate II or higher)

	School	State
2013	67.0	74.9
2014	69.0	82.8
2015	94.0	88.1

The attainment rate at Carine Senior High School has significantly increased from 2014 to 2015 and Carine achieved a higher attainment rate than the state.

	Eligible Year 12 Students	Number acquiring an ATAR		VET – No of students		VET – No of students completing a Cert II or higher in year 12	
2013	245	159	65%	61	25%	26	11%
2014	118	65	55%	32	27%	26	22%
2015	229	137	60%	119	52%	107	47%

Certificate	Student Count
Certificate II Applied Fashion Design & Technology	17
Certificate II in Animal Studies	5
Certificate I in Automotive Vocational Preparation	1
Certificate II in Automotive Vocational Preparation	22
Certificate II in Automotive Servicing Technology	1
Certificate III in Beauty Services	1
Certificate II in Building and Construction (Pathway – Trades)	15
Certificate II in Building and Construction (Pathway – Para Professional)	1
Certificate II in Business	112
Certificate III in Business	22
Certificate IV in Business	1
Certificate II in Civil Construction	1
Certificate II in Construction Pathways	1
Certificate III in Education Support	2
Certificate II in Electro-technology (Career Start)	2
Certificate II Engineering Pathways	18
Certificate III in Events	1
Certificate II in Health Support Services	1
Certificate III in Health Services Assistance	1
Certificate II Information, Digital Media & Technology	35
Certificate II in Kitchen Operations	2
Certificate II Outdoor Recreation	68
Certificate IV in Retail Management	2
Certificate II in Retail Make-Up and Skin Care	3
Certificate I in Sport and Recreation	3
Certificate II Sport and Recreation	95
Certificate III in Tourism	1
Certificate III Visual Arts – Photography	43

WACE Achievement

	Eligible Year 12 Students	Percentage achieving WACE
2013	245	97%
2014	118	99%
2015	229	100%

Every Year 12 student achieved their WACE in 2015.

WACE Examination Participation

	Eligible Year 12 Students	ATAR Students	% ATAR Students
2013	245	159	65%
2014	118	65	55%
2015	229	137	60%

Percentage of Students Acquiring an ATAR Achieving One or More Scaled Scores of 75 or More

The percentage of students acquiring an ATAR achieving one or more scaled scores of 75+ is on an upward trend over the past three years.

	Number acquiring an ATAR	Number achieving one or more scaled scores of 75+	Percentage achieving one or more scaled scores of 75+
2013	159	36	23%
2014	65	16	25%
2015	137	41	30%

NOTE: 2014 was a half cohort.



Senior School Results

Overall ATAR Performance

	Relative Performance
2013	0.3
2014	0.2
2015	0.3

The relative performance is based on the median ATAR and ICSEA of the school.

Above Expected - more than one standard deviation above the predicted school median

Expected - within one standard deviation of the predicted school median

Below Expected - more than one standard deviation below the predicted school median

No data available or number of students is less than 10

Median Australian Tertiary Admissions Rank

	School	Like-Schools	State
2013	78.3	76.9	75.3
2014	77.5	77.0	75.6
2015	80.0	79.5	76.0

Like-Schools calculations are the average median ATAR for all schools in each school's 'like schools' grouping. State is the median ATAR for all public school students.

In 2015, Carine Senior High School achieved a median ATAR of 80.0. This is above like-schools and the state average. This is the highest median ATAR Carine has achieved and resulted in Carine being placed in the top 50 ATAR schools table.

Percentages of students in the top, middle and bottom thirds of the State

State	ATAR Students					
	School			Like-Schools		
	2013	2014	2015	2013	2014	2015
Top 33%	27%	26%	31%	37%	35%	38%
Middle 33%	36%	35%	43%	34%	36%	34%
Bottom 33%	37%	38%	26%	29%	30%	28%

In 2015, ATAR results indicated a significant improvement in the movement of ATAR students towards the top and middle thirds of the state and a significant reduction in the percentage of students in the bottom third of the state.

ATAR: Australian Tertiary Admissions Rank

State is based on all students from both public and private schools.

Like-Schools percentages are based on students in each school's 'like schools' grouping.





Percentages are based on the student's ATAR.

Percentages may not add to 100 due to rounding.

WACE Examination Courses

Student Performance – Stage 2 and/or 3 Courses

Course	Performance			Students		
	2013	2014	2015	2013	2014	2015
Accounting and Finance	3		2	8		9
Biological Sciences	2	3	2	30	17	26
Chemistry	2	2	2	62	34	54
Dance	3			8		
Drama	2	2	1	9	12	16
Economics	2	2	2	28	8	23
English	2	3	2	143	73	130
Geography	2	2	2	18	8	33
Human Biological Science	2	2	2	47	20	48
Literature	2		2	32		16
Mathematics	2	2	2	162	68	135
Mathematics Specialist	2	2	2	14	8	13
Modern History	2	2	2	44	9	33
Music	2		2	6		9
Physical Education Studies	2	2	2	41	18	27
Physics	2	2	2	59	25	36
Visual Arts	2		1	20		17

	Above Expected - more than one standard deviation above the predicted school median
	Expected - within one standard deviation of the predicted school median
	Below Expected - more than one standard deviation below the predicted school median
	No data available or number of students is less than 10

WACE Examination Courses

In 2015 the Stage 3A/B Visual Arts course and Stage 2C/D Mathematics course were recognised by the Department of Education for the percentage of students at Carine Senior High School who achieved a WACE Course score of 75 or more.

In 2014 Biological Science and English underperformed by more than one standard deviation. After extensive evidence based analysis and planning these two subjects performed as expected.



NAPLAN Results

2015 was the first year of testing for Year 7 students so comparative data is unavailable for this year group. Year 9 results indicate that students are underperforming in Writing and Spelling. This is of concern. In response to this rigorous analysis of the 2015 NAPLAN results has been undertaken by school personnel and strategies implemented across all learning areas.





Our 2016 – 2017 focus is to advance the middle cohort into the Higher Progress - Higher Achievement Quadrant and improve male student performance in writing. A targeted approach to engagement in the writing process will be actioned across all learning areas.

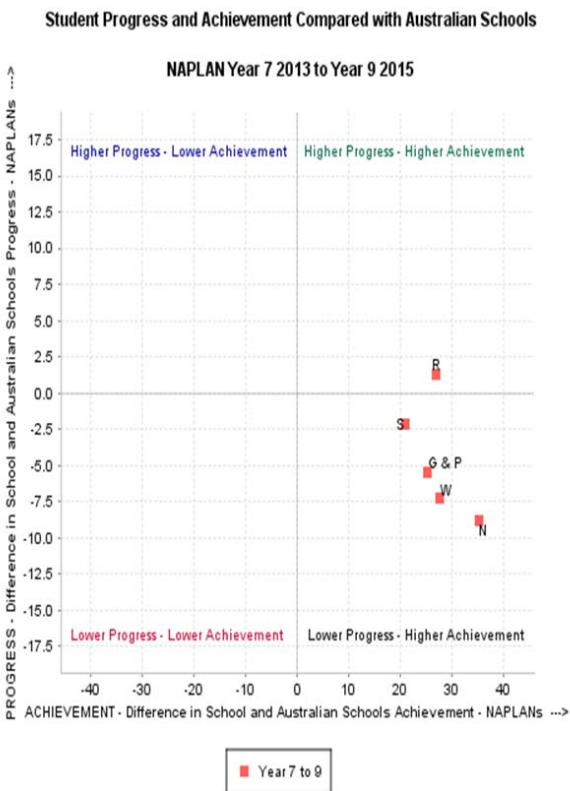


The National Assessment Program Literacy and Numeracy (NAPLAN) is conducted annually and tests all students in Years 7 and 9 in the areas of Literacy – Reading, Writing, Spelling, Grammar and Punctuation and Numeracy.

Comparative Performance Summary

	Year 7			Year 9		
	2013	2014	2015	2013	2014	2015
Numeracy			0.9	-0.4	-0.2	-0.4
Reading			0.4	-0.7	-0.4	-0.1
Writing			-0.5	0.0	-0.1	-1.1
Spelling			-0.2	0.5	-0.3	-1.2
Grammar & Punctuation			-0.4	-0.2	-0.3	-0.6

-  **Above Expected** - more than one standard deviation above the predicted school median
-  **Expected** - within one standard deviation of the predicted school median
-  **Below Expected** - more than one standard deviation below the predicted school median
-  No data available or number of students is less than 10



Secondary Attendance Rates

Carine's overall attendance has improved from 2014.

	Non - Aboriginal			Aboriginal			Total		
	School	Like Schools	WA Public Schools	School	Like Schools	WA Public Schools	School	Like Schools	WA Public Schools
2013	91.5%	92.8%	89.1%	77.8%	79.3%	67.2%	91.4%	92.6%	87.4%
2014	90.8%	91.9%	88.6%	75.2%	81.6%	66.3%	90.6%	91.8%	86.9%
2015	92.4%	93.4%	89.7%	79.3%	82.6%	68.0%	92.3%	93.3%	87.9%

	Attendance Category			
	Regular	At Risk		
		Indicated	Moderate	Severe
2013	72.4%	19.3%	4.8%	3.3%
2014	69.4%	21.0%	6.8%	2.7%
2015	74.0%	18.9%	5.4%	1.5%
WA Public Schools 2015	63.0%	20.0%	10.0%	7.0%

Carine's severe at risk category of attendance has dropped more than 50% compared to 2013 and regular attendance has increased when compared to 2014.

	Y07	Y08	Y09	Y10	Y11	Y12
2013		93%	91%	89%	91%	93%
2014		93%	89%	90%	92%	89%
2015	93%	93%	92%	90%	93%	93%
WA Public Schools 2015	91%	89%	87%	85%	87%	89%

Carine's attendance is greater than WA public schools for every year group.



Academic

- Elevate Education seminars for students from Year 7 to Year 12
- Perth Philosophy Club
- Perth Philosophon
- Australian Geography competition
- Australian Mathematics competition
- Australian National Chemistry quiz
- German DAS exams
- Alliance Francaise exams
- Futures Barista Course
- Languages Week
- German Poetry Competition
- Lions Youth Exchange Japan
- Word Perfect Languages Competition
- Write4Fun Poetry Competition
- Young Writers' Conference
- State Wide Student Parliament
- Year 8 Literature Fremantle Arts Centre
- Year 11 Biology camp to Mundaring
- Year 11 Physics Adventure World
- The Royal Australian Chemical Institute (RACI) Titration Stakes
- Student works published in anthology *Beyond Words*



Artistic

- Year 12 Theatre Sports
- Black Swan Youth Portraiture Prize
- Out of the Woods Competition
- *Drama around the School*
- 6PR Christmas Vocal Quartet competition
- Art Exhibition, Photography & Fashion
- Student artwork selected for Year 12 Perspectives exhibition
- Singapore music tour
- City of Joondalup 'Capture Nature' photography competition
- Chevron Focus Environment photo competition
- APEX Fashion Award competition
- Visit by Edgefield Secondary School from Singapore.
- Primary school music tour
- *Fortitude dance concert*
- *Pulse dance concert*
- *An Evening of Drama*
- Under the Spotlight
- The Girl Who Cried Wolf
- Classical Guitar Festival
- Band Festival
- Orchestra & Jazz Festival
- Mid Year Music Concert
- Year 12 Farewell Concert
- Year 12 Recital Night
- Night of Carols
- Choral Festival
- Carine Fair Concert
- End of Year Concert
- WA Government Schools Music Society (WAGSMS)

Cultural

- Selection to appear in *The Giants* at Perth International Arts Festival
- North Beach Anzac Day Dawn Service
- World's Greatest Shave
- Red Nose Day
- Jeans for Genes Day
- 30th anniversary of Kings Park flower laying service
- Dollars for Diggers Day
- Anzac assembly
- Remembrance Day Service
- Student Representative Council
- Student Tech Crew committee
- Student Library and Display committee
- Inaugural student showcase assembly
- Colours and Honours awards for community, sporting and academic endeavour.
- Drumbeat
- ySafe workshops for wider school community
- Paul Dillion seminars for Years 10 to 12 students including parents and staff
- Guest speaker: Jay Laurie, author
- Guest speaker: Danny Green, anti-coward's punch campaigner
- NAIDOC
- Sandakan Memorial Service
- Manna Inc Hamper Christmas charity collection
- Ocean Ride for MS
- RYPEN (Rotary Youth Program of Enrichment) Camp
- Year 10 student leadership training



Extracurricular Highlights

This list, while not exclusive, highlights the many curricula activities (academic, artistic, cultural, sporting and social) which extend beyond the classroom.



Social

- Year 7 and Year 8 pool party
- Year group swimming carnivals
- Year 9 Nanga bush camp
- Visit by Channel 7 filming *Today Tonight* for visit by Reigan Derry, *X Factor* contestant.
- Visit by UK BBC filming segment on *Wanted Down Under* (aired in UK in December 2015)
- Visit by DET filming *The Move to Year 7* at Carine Senior High School
- Year 8 and Year 10 river cruise
- Year 8 and Year 9 ice skating reward excursion
- Year 12 fun day
- Year 11 NZ ski trip
- Year 11 Urban Challenge
- Mega-Life Week



Sporting

- Interschool sports competitions including rugby league and rugby union, netball, cricket, golf, tennis, swimming, AFL, basketball, triathlon and surfing.
- Dress- up athletics carnival
- Year 7 to Year 10 Lightning carnivals
- Outdoor Education camps – Rottnest Island and Cape to Cape track
- Student representation in wide range of state and national sporting teams.



Financial Summary

Revenue as at 31 December 2014

	Revenue - Cash	Budget	Actual
1	Voluntary Contributions	\$ 133,710.00	\$ 133,710.20
2	Charges and Fees	\$ 960,713.00	\$ 960,714.63
3	Fees from Facilities Hire	\$ 33,070.00	\$ 33,070.44
4	Fundraising/Donations/Sponsorships	\$ 162,502.00	\$ 162,501.15
5	Commonwealth Govt Revenues	\$ -	\$ -
6	Other State Govt/Local Govt Revenues	\$ 13,935.00	\$ 13,935.33
7	Revenue from Co, Regional Office and Other Schools	\$ 1,811.00	\$ 1,811.18
8	Other Revenues	\$ 55,064.00	\$ 55,064.53
9	Transfer from Reserve or DGR	\$ 136,828.00	\$ 136,827.54
10	Residential Accommodation	\$ -	\$ -
11	Farm Revenue (Ag and Farm Schools only)	\$ -	\$ -
12	Camp School Fees (Camp Schools only)	\$ -	\$ -
	Total Locally Raised Funds	\$ 1,497,633.00	\$ 1,497,635.00
	Opening Balance	\$ 49,885.00	\$ 49,884.63
	Student Centred Funding	\$ 1,341,337.00	\$ 1,341,337.21
	Total Cash Funds Available	\$ 2,888,855.00	\$ 2,888,856.84
	Total Salary Allocation	\$ -	\$ -
	Total Funds Available	\$ 2,888,855.00	\$ 2,888,856.84

	Expenditure	Budget	Actual
1	Administration	\$ 152,980.00	\$ 139,909.94
2	Lease Payments	\$ 54,414.00	\$ 28,798.06
3	Utilities, Facilities and Maintenance	\$ 558,770.00	\$ 486,170.40
4	Buildings, Property and Equipment	\$ 384,242.36	\$ 403,669.05
5	Curriculum and Student Services	\$ 1,204,396.00	\$ 1,090,961.09
6	Professional Development	\$ 44,360.00	\$ 22,262.63
7	Transfer to Reserve	\$ 155,000.00	\$ 155,000.00
8	Other Expenditure	\$ 91,702.00	\$ 139,032.96
9	Payment to CO, Regional Office and Other Schools	\$ -	\$ 20,000.00
10	Residential Operations	\$ -	\$ -
11	Residential Boarding Fees to CO (Ag Colleges only)	\$ -	\$ -
12	Farm Operations (Ag and Farm Schools only)	\$ -	\$ -
13	Farm Revenue to CO (Ag and Farm Schools only)	\$ -	\$ -
14	Camp School Fees to CO (Camp Schools only)	\$ -	\$ -
15	Unallocated	\$ 42,991.00	\$ -
	Total Goods and Services Expenditure	\$ 2,888,855.36	\$ 2,485,804.13
	Total Forecast Salary Expenditure	\$ -	\$ -
	Total Expenditure	\$ 2,888,855.36	\$ 2,485,804.13

Improvements to Facilities, Equipment and Grounds

In accordance with the School Priority of "Working environment conducive to learning for all", we have made a concerted effort to improve the environment, equipment and facilities in our school. The following list represents the major spending:

Building Fabric & Infrastructure	
Bollards	\$ 4,075
Cabinets & Shelving (Uniform Shop, Home Economics, Canteen, Science, IT Office)	\$ 28,287
Carpet (M1.4, LOTE, B1.3, Library, E1.2, Health Centre)	\$ 51,830
Floor (Gym) recoated	\$ 36,636
LED Sign	\$ 41,428
Lighting Upgrade (Performing Arts)	\$ 14,981
Path (Carpark)	\$ 2,836
Plumbing (Art & Home Economics)	\$ 4,207
Posts/Chains (E Block & Year 7 Area)	\$ 2,397
Refridgerative Drink Fountain (B Block, Performing Arts & E Block)	\$ 18,100
Shade Sails (P Block & Quadrangle)	\$ 58,320
Signs (Offices & Library)	\$ 1,708
Troughs (Art)	\$ 32,925
Vinyl (Art) Floor	\$ 5,760

Maintenance	
Benches & Tables installation (P Block)	\$ 2,400
Electrical Upgrades	\$ 10,904
Painting (Various Locations)	\$ 6,882

New Air-conditioning	
C Block	\$ 3,980
Home Economics	\$ 21,320
Library	\$ 3,930

ICT	
Computers and Accessories	
PROJECTOR Photography & Design (M1.4)	\$ 2,770.00
PROJECTOR Science (M2.2)	\$ 1,073.00
PROJECTOR & WHITEBOARD (Library)	\$ 14,043.00
Sony Smart TV	\$ 4,582.00

Focus for 2016

Upgrades to the front office and library are planned for 2016. In addition new shade areas for students are planned. The school is also applying to have the old blue demountables removed and having new transportables installed.



School Board 2015

CHAIR

Heather Csar

PARENT REPRESENTATIVES

Alison Rasmussen
Alastair Reid
Rob Stirling
Alison Winter

COMMUNITY REPRESENTATIVES

Gerry Borger

STAFF REPRESENTATIVES

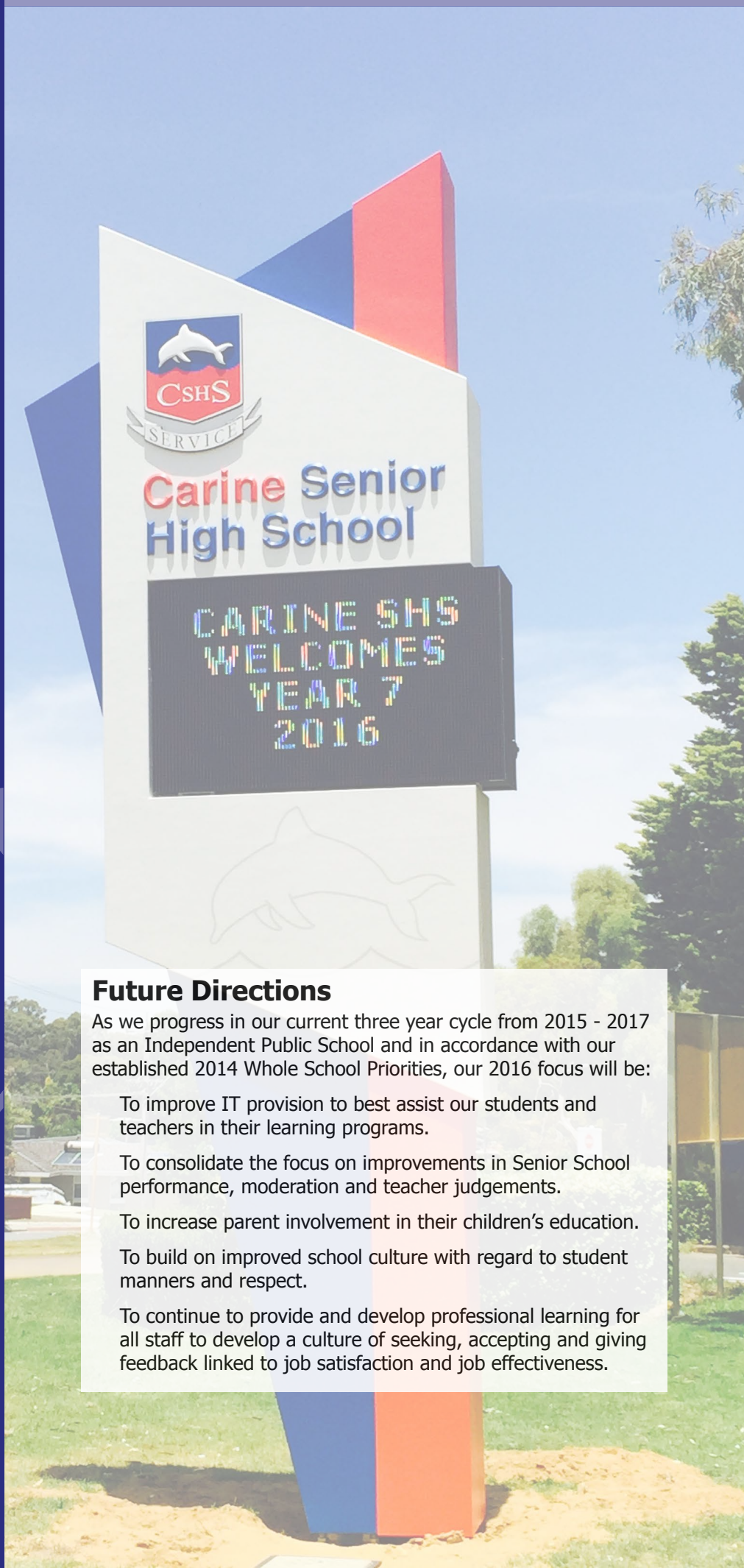
Phil Collins
Associate Principal Student Services

Toni Lane
**Marketing and Communications
Manager**

John Hackett
Teacher Mathematics

Bev Daly
Manager Corporate Services

Damian Shuttleworth
Principal



Future Directions

As we progress in our current three year cycle from 2015 - 2017 as an Independent Public School and in accordance with our established 2014 Whole School Priorities, our 2016 focus will be:

- To improve IT provision to best assist our students and teachers in their learning programs.
- To consolidate the focus on improvements in Senior School performance, moderation and teacher judgements.
- To increase parent involvement in their children's education.
- To build on improved school culture with regard to student manners and respect.
- To continue to provide and develop professional learning for all staff to develop a culture of seeking, accepting and giving feedback linked to job satisfaction and job effectiveness.



Department of
Education

Public education
A world of opportunities



YEAR 12 ACHIEVEMENTS 2015



Carine Senior High School

Congratulations on Year 12 results in 2015:

Students achieving an ATAR for university entry or
certificate II and higher

93.89 per cent

ATAR of 99 and above

1 student

Median ATAR

80

Certificates of Distinction

1 award

WACE Achievement

100 per cent

Certificates of Commendation

2 students

Sharyn O'Neill
DIRECTOR GENERAL

February 2016



Everingham St, CARINE 6020, Western Australia

Phone
Web

+61 8 9243 9100
www.carinehs.wa.edu.au